

Allen Quilters' Guild Newsletter

June 2024

2024 AQG Officers & Committee Chairs

President: Spring W.
1st VP Programs: **Needed**
2nd VP Membership: Alice G. & **Needed**
3rd VP Communications: Elaine R.
4th VP Community Service: Megan T. & Debra MR
5th VP Ways & Means: Janice S.
Secretary: Shelly V.
Treasurer: Colleen C
Newsletter: Elaine R.
Raffle Quilt Road trip: Lorraine M.
BOM: Roxy G.
QOV – Elaine R.

What to Bring to the next Meeting ...

- ✓ **You**
- ✓ Show & Tell
- ✓ A friend

AQG General Meeting minutes will be posted each month on our website.

From the President...

Hello Allen Quilters Guild! June is upon us and it's time to start thinking about those Christmas gifts you need to quilt up for family and friends. It is hard to believe that the year is halfway over. This month we have our own Debra Malone-Reeve speaking to us about sewing clutch purses and then she'll be offering a workshop. Look for further details in this newsletter and we will be announcing the details at our meeting as well. It is sure to be a lot of fun!



If you are working on any quilts for Quilt of Valor, we are awarding several Veterans with their quilts between now and October, and we would love to be able to present them with a quilt pieced by you. If you have not been to a QOV ceremony before, I highly encourage you to attend. It is amazing to hear their stories and see their faces when they are wrapped up in their beautiful, handcrafted quilts. They truly deserve to be recognized!

Looking forward to next month, we will have our picnic in July at Debra's house in Wylie. This will be a time where we can fellowship and just hang out with one another and actually get to relax. We have some great things planned for this. Burgers will be provided and we'll be asking for members to sign up to bring sides and desserts. Again, look for further details in the newsletter. Happy quilting!

Best regards,
Stay healthy and Happy Quilting!

Spring Weeks
President



June Presenter...



Debra MR.

Purses, Tote Bags & Clutches

We are so blessed in our Guild with talented members. Debra is one of our own. If you have something to share, please let Elaine know.

Debra started making purses and wallets 20 years ago when she and her friend Kathy, saw a lady at a Jazzercise class with an adorable 'Rag Quilt' purse. When they found out how much the lady paid for the purse, she told Kathy she could make those for a lot less. Well, that started the journey that led to more purses because she couldn't find what she wanted at the store, at the price she wanted to pay. Many purses and totes later, she and her sister took a workshop at the Branson AQS Quilt Show for a clutch purse. As part of the presentation, the instructor had a trunk show of purses and bags, some of which were cork. Well, that was it, she and her sister, Cathy, (different Cathy from above) ventured into using cork for wallets and purses. Next on the list is to learn how to use vinyl and leather!

Enjoy her story as she shares her journey and shows how her bag-making progressed to what it is today.



We are back in Blue House, Too at their new location. We will meet in the ArtSpace until the Gallery is open. They have two store fronts now. One is the ArtSpace where workshops and art camps are held. The Gallery is next door where art exhibits will be held. Parking is available curbside and in the parking garage around the corner. We will meet at our regular time...6:00 – 8:30p.m.

**Blue House, Too
980 Watters Creek Blvd
(Cattycornered across from DSW Shoes)**

2024 Programs, Events & Workshops

January 18th – Denise Kendrick – Embrace & Santa Gary – Convoy of Toys}

February 20th – McKinney Friendship Luncheon

March 21st – Community Sew-In at Fabric Fanatics from 10-5

Event: April 13th – DeStash Blast – Not Your Mama’s 9 - 1

April 18th - Ellyn Zinsmeister – Improve Quilting

Event: May 10, 11, 12 - Allen Arts Festival– Watter’s Creek – Raffle Quilt

May 16th – Sharon Holliday – Sourdough Quilts

June 20th - Debra MR – clutch purses

Workshop: Saturday, June 29th, Noon – 4:00 p.m. at FABRIC FANATICS

July 18th – Picnic, Games & Shopping! – It’s going to be fun! Get to know each other!

August 15th – Community Sew-in (QOV) at Not Your Mama’s

September 19th – Leo Ransom “Journey of an Art Quilter”

Event: Saturday, October 19th at 1:00 at Allen War Memorial

Event: Saturday, October 12th Allen Crafters Market 9 – 3, Allen Senior Center

October 17th – Kathy Tolbert – Modern Quilting

November 21st – Gretchen Carroll - Fabric Ornaments

Workshop: Saturday, November 23rd at Blue House Too ArtSpace

December 14th - Christmas Brunch/Raffle Quilt Drawing

All meetings will be held at Blue House, Too at 6:00 p.m. unless otherwise noted. Workshops are as noted. Signups will be available for workshops & events at each monthly meeting. Updates will be on our website at www.allenquilters.com

IF you have questions, please email Elaine R. at bebrice54@gmail.com.

Allen Quilters' Guild - Membership

- Membership – 33 members
 - New Members...
 - Pam Hallman
- 2024 Directory:
 - Attached is the 2024 Directory.
 - You can print it out on your home printer. If you need it printed, let a board member know and we'll print it for you.
- Contact Alice G. at 972-979-2235 if you have questions.



July Guild Cookout & Stash Shopping!

July Date to be Determined

Burgers and all the trimmings.

Desserts to enjoy while shopping the Guild stash.

Come have some fun!

We'll carpool to Debra's house.

Signup to bring trimmings & dessert.

2024 Raffle Quilt "Starburst"

Our 2024 raffle quilt this year will be unveiled at the February Luncheon. It was pieced by Virginia B. & Nancy W. The border was done by Debra MR. and the quilting was done by Spring W. Binding is being done by Paula, Alice, Shelly & Colleen. It is absolutely beautiful. Thank you to these members for donating their time to create this quilt.

Ticket prices will remain the same as last year. \$1.00 per ticket or 6 tickets for \$5.00. You can pick up your tickets at the February luncheon. Colleen & Janice will have your packet ready for you. Contact Janice S. for more information.




Allen Quilters' Guild 2024 Raffle Quilt Roadshow


Nov 5	McKinney Modern Quilt Guild	McKinney	1. 2.
TBD	The Colony Quilt Guild	The Colony	1. 2.
TBD	Rockwall Quilt Guild	Rockwall	
TBD	Farmersville Quilt Guild	Farmersville	1. 2.

Members...

Please pick up your
raffle quilt tickets!!!!



Community Service News...



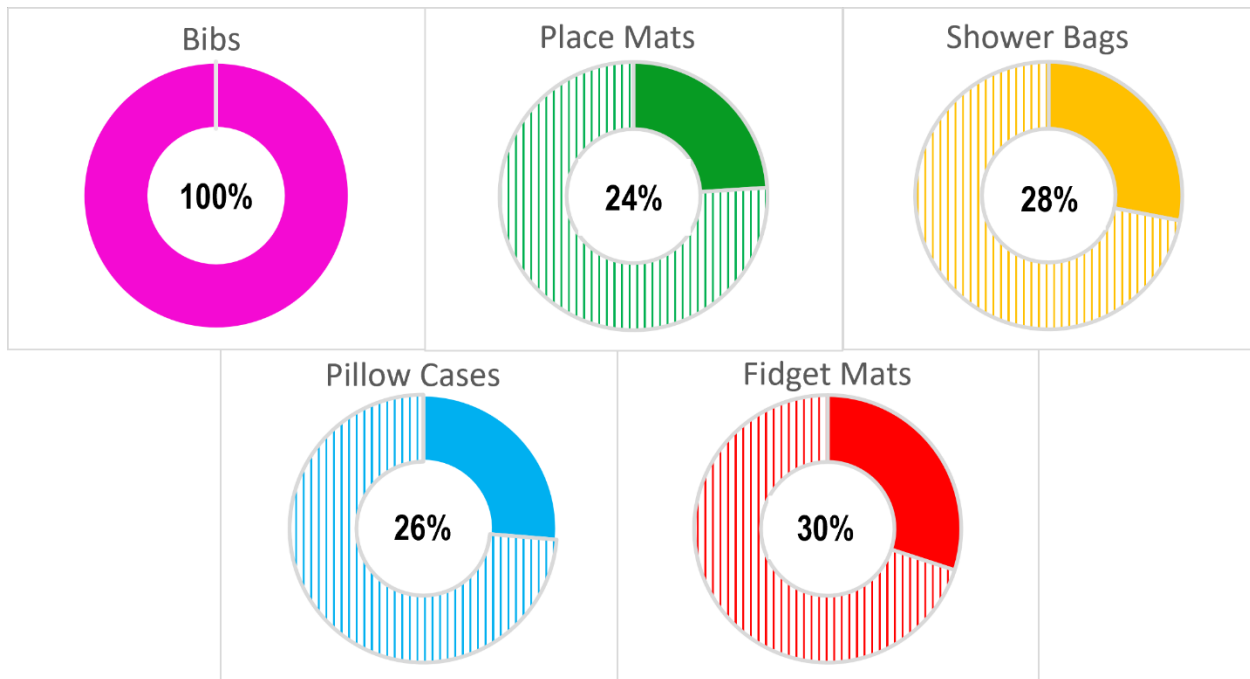
By Debra & Megan



Kits to Make Charity Items

There are kits available to make the following items. They will be available at the meeting or contact Debra at 901-237-7637 to pick some up. There is a sign-out sheet next to the items, please let us know how many you are taking so we know how many to expect by the end of the year.

- Shower Bags
- Bibs
- Pillowcases
- Quilts



✓ Community Service Hours

Please either email Debra (debra.malonereeve@gmail.com) with your hours or record them at the next meeting.

✓ Community Service Monthly Sew Day:

Tuesday, June 25, 2024

1:00 – 4:00 PM

Janice's House

612 Fairbrook Cr. (at the end of road in cul-de-sac)

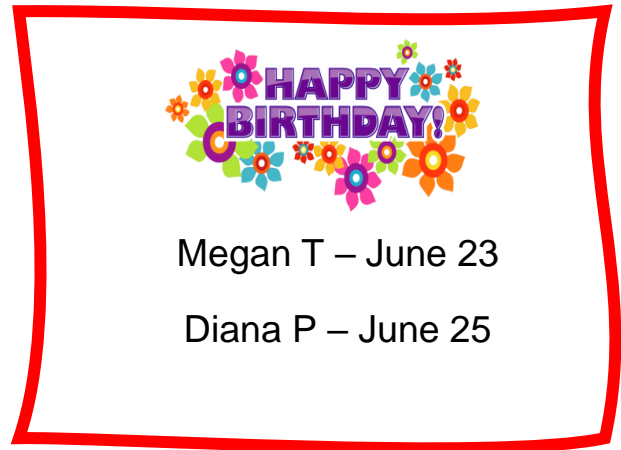
Lucas, TX 75002

Call if you need help in finding it. 214-549-4602

Allen Crafters Market: Coming in October

- ❖ Debra has volunteered to Chair this Committee with Elaine as Co-Chair.
- ❖ The Committee to plan the event includes Debra, Elaine, Lorraine, and Deb M. I have misplaced the sign-up sheet so if I missed your name, let me know.
- ❖ Volunteers to make items once we settle on what to sell are also needed. We have lots of material to help with any projects.
- ❖ Last year, 2023, we earned \$590. This was a significant amount of income, and we would like to repeat this in 2024.

**Committee Meeting on Thursday, June 13th at Debra's House in Wylie at 1:00 p.m.
Meet me at Target Store by Rudy's in Allen at 12:30 p.m. to carpool.**



Treasurer Report May 2024	
Beginning	\$6,305.13
Income	
2024 Raffle Quilt	\$356.00
Membership Dues	\$50.00
Total	\$406.00
Expenses	
Bank Charge - Card Reader Fee	\$8.24
8/15 Programs-NYMQS Room Rental	\$54.13
Fall Fest Vendor Fee	\$90.00
5/20 Programs-Speaker	\$300.00
Total	-\$452.37
Ending	\$6,258.76
Cash Box	\$100.00
Submitted: Colleen C, June 1, 2024	



“The Necessary Clutch Wallet”

Cork Workshop:

NEW DATE: Saturday, June 29, 2024

Time: 12:00 to 4:00 PM

Place: Fabric Fanatics

Address: 910 W Parker Rd. Ste 325

Plano, TX 75075



During this workshop, we will assemble the “Necessary Clutch Wallet.” I am so excited to share with my fellow Guild members how to make this wonderful wallet/clutch purse. It may look daunting, but it goes together so smoothly and much easier than it looks like it should. I have everything ready for you, all you have to do is stitch it together. We’ll have some snacks and make a party out of it! I’m looking forward to getting to know each of you better in this informal setting. If the date change does not work for you, I don’t want you left out, we can get together in smaller groups at my home to make it.

A kit has been prepared that includes:

- Pattern from Emmaline Bags:
- All pieces of the fabric that are cut, interfaced, and ready to sew.
- 2 Zippers for the pockets (Don’t panic, I will show you a quick and easy way to install these)
- All Bag hardware, including a ‘Handmade’ tag so you can show off your beautiful wallet.
- Strap hardware if you would like to add a shoulder strap or wristlet.

Here is the list of supplies you need to bring for the workshop:

- Sewing Machine.
- Needles – Microtek size 80/12 – 130/705.
- Thread - Light Tan – a little darker than off-white.
- Don’t forget your bobbin.
- Regular foot and a zipper foot if you have one.
- Water Soluble Erasable Marking Pen OR Chalk pencil. Don’t stress if you don’t have one of these as I will bring extra.
- Turning tool, such as a ‘purple thang’ or whatever you use to poke our corners.
- Scissors to trim fabric. If you have sinking shears, bring them.

Block of the Month
MADNESS by Roxy...



The Block of the Month for 2024 will be a **Mystery Quilt**. It is designed to be a patriotic quilt using red, white, and blue but feel free to choose your own color palette. The fabric needed specifications are if you follow the instructions given each month. You can alter the fabric colors, make it scrappy or change any of the designs to ones you prefer. This will, of course, affect the fabric needed.

I happen to have a Wilmington patriotic layer cake and used about half of it, along with some fabric in my stash, to complete the quilt. One caution, you will need a 2 ½" x WOF in both red and white. The finished quilt will measure 46.5" x 48". You can alter the last row to larger blocks if you wish to make a bigger quilt. Just remember to include those blocks in the fabric requirements. QOV is minimum 60" x 80".

You will be making the blocks and then putting them together to make the quilt top. We will have a Mystery Quilt "Show & Tell" in September!

Fabrics Needed:

- Background (light) 1-2/3 yd
- Red 3/4 yd
- Blue 1/2-yard
- Dark Blue FQ
- White 1/4 yard
- Green FQ
- Yellow FQ
- Brown FQ



Scraps will work for these colors.

I hope you enjoy making this quilt. Your participation is much appreciated for our Veterans program.

Happy Sewing, Roxy

ALERT! The fabric needed shown is WITHOUT borders or if you add another row to make the quilt large enough for QOV standard size of 60" x 80". You will need to calculate extra fabric.

Block of the Month June: Flag

The Fourth of July is right around the corner! How about a flag block for your quilt or this block makes a nice pillow cover? You will need red, white, and blue fabric for this block. The white should not be the same as you are using for the background.

Fabric needed: Friendship Star corner of the block.

Two blue squares: 3 ¼ inches by 3 ¼ inches

Four blue squares: 2 ½ inches by 2 ½ inches

Two white squares: 3 ¼ inches by 3 ¼ inches

One white squares: 2 ½ inches by 2 ½ inches

Make two half square triangles using one blue and one white 3 ¼" by 3 ¼". Draw a diagonal line, sew ¼" on either side, cut on the line and iron with dark side on top. Trim to 2 ½".

Repeat with the other blue and white 3 ¼" squares to make 4 total blue & white HST.

Layout squares as shown below and sew together. Block should measure 6 ½" x 6 ½".

You could change this part of the block by choosing a different patriotic star pattern. There are quite a few of them on the internet.

Fabric Needed: Flag

Two red strips 2 ½" x 9 ½"; two red strip 2 ½" x 15 ½"

One white strip 2 ½" x 9 ½"; two white strips 2 ½" x 15"

Make a 9 ½" block using 9 ½" strips red, white, red.

Make a 15 ½" block using 15 ½" strips white, red, white, red.

Sew the friendship star to the 9 ½" flag strips. Sew the 15 ½" strips to the bottom.



Block should measure 14 ¼" x 15 ½".

Sew a 1 ½" x 14 ¼" background strip to the left and right sides of the flag block.

If you would like to start putting your quilt together, sew Block 1 star to flag block to Block 2 hearts as shown below. This will become the second row of your quilt.



Happy Fourth of July, Roxy

2025 AQG Board Nominees... (meets monthly)

President –

VP Programs –

VP Membership –

VP Communications –

VP Community Service –

VP Ways and Means –

Secretary –

Treasurer –

Standing Committees... (Meets as needed)

Raffle Quilt Coordinator–

Crafters Market –

Christmas Party –

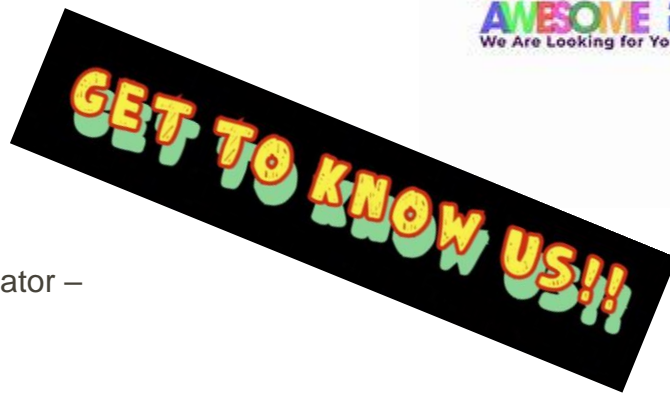
Door Prizes –

Retreats and Road Trips –

Newsletter & Email Coordinator –

Block of the Month –

Quilt of Valor – Elaine R.



Upcoming Events...

June 13 – Allen Crafters Market Committee Meeting

June 19 – AQG General Meeting

June 25 – Monthly Sew Day at Janice's House

June 29 – Necessary Clutch Wallet Workshop

July 17 – Guild Cookout & Stash Give-a-way at Debra MR house

July 19 – 20 Creative Quilters Guild of Ellis County Quilt Show

August 1, 2, & 3 –Original Sewing & Quilt Expo

August 9 &10 - Quilt Plano 2024

Allen Quilters' Guild
Membership Application

Name: _____

Spouse's First Name: _____

Street Address: _____

City: _____ State: _____ Zip: _____

Home Phone: _____ Cell Phone: _____

E-Mail Address: _____

Are you a NEW member? _____ If not, what year did you join AQG? _____

If you are a returning member, would you like a new name badge? _____

Would you like a copy of the AQG Bylaws? _____

Birthday (month and day only): _____

Small group you belong to: _____ Meeting time: _____

If you do not presently belong to a small group, are you interested in joining a daytime small group?

Y N or a nighttime small group? Y N

Please circle your preferred method for receiving the Allen Quilters' Guild Newsletter:

A) Via e-mail

B) You download directly from our website (www.allenquilters.org)

When complete, please mail this form with a check made out to AQG to:

Allen Quilters' Guild

P. O. Box 526

Allen, TX 75013-0010

OR you may give your form and payment directly to Alice G. **Credit & Debit cards accepted.**

Membership dues are \$25.00 for adults and \$15 for juniors (children 10 to 17 accompanied by an adult member) and paid annually in January.

Google Group _____ New _____ Name Tag _____ Bylaws _____

Birthday _____ Small Group _____ Newsletter _____ Check# _____