

Allen Quilters' Guild Newsletter

April 2024

2024 AQG Officers & Committee Chairs

President: Spring W.
1st VP Programs: **Needed**
2nd VP Membership: Alice G. & **Needed**
3rd VP Communications: Elaine R.
4th VP Community Service: Megan T. & Debra MR
5th VP Ways & Means: Janice S.
Secretary: Shelly V.
Treasurer: Colleen C
Newsletter: Elaine R.
Raffle Quilt Road trip: Lorraine M.
BOM: Roxy G.
QOV – Elaine R.

What to Bring to the next Meeting ...

- ✓ **Directory picture**
- ✓ **Membership Dues**
- ✓ Show & Tell
- ✓ A friend

AQG General Meeting minutes will be posted each month on our website.

From the President...

Wow, it's already been a busy and exciting April! Easter is behind us and the much-hyped phenomenon of the eclipse has passed. I hope everyone was able to get a glimpse of the eclipse and make some memories.

Thanks to all who came out to our March meeting/sew in! It was a great time working on community service items and just being together. A big thanks to Fabric Fanatics for allowing us to use their space!

We have a fabulous meeting planned for you this month with our speaker, Ellyn Zinsmeister, coming to speak to us about Improv Quilting. I'm very excited to hear what knowledge she has to impart on the subject. I love learning about different styles of quilting. You never know what tidbits you can take away that will help you in your own craft.

Don't forget, this weekend is the De-Stash Blast at Not Your Mama's! We are taking the raffle quilt to sell tickets and if you can make it to help out that would be great! Be sure to get a little shopping for yourself in as well. You may find that one thing that can take your quilting to the next level, or maybe just something that is perfect for your next project.

Stay healthy and Happy Quilting!

Spring Weeks
President





April Presenter...

Ellyn Zinsmeister

“All About Improv”

Are you wondering what Improv quilting is? How it works? Or maybe you've never even heard of it before! Ellyn can't wait to share some of her modern quilts made with improv techniques and talk about what Improv quilting really means. Maybe after hearing about it, you'll want to give it a try yourself!

Bio of Ellyn's Quilting Journey...

Ellyn Zinsmeister began creating at a very early age. She quickly went from sorting buttons on the floor of her mom's sewing room to stitching pillows, bright colored halter tops, stuffed cows (don't ask), and homecoming dresses. During her college years she worked in a fabric store and her stash began to grow. Along the way she tried many crafts, counted cross stitch, painted wood shapes, even basket weaving, but always returned to fabric, her first love.

After a brief stint pretending to be an accountant (who was she kidding?) Ellyn began sewing baby clothes for the three adorable children she created with her husband, Rick. Nowadays she provides her grown up kids with an endless supply of pillows, aprons, patchwork towels and blankets. Eventually her mom convinced her to give quilting a try. Many quilts later, Ellyn is hooked!

A lover of journalling her whole life, Ellyn embraced the blogging craze in 2008 and Ellyn's place was born. What began as a place to record her creative journey quickly became the door to a community of bloggers that Ellyn had never imagined existed. She loves getting to know other bloggers, sharing ideas and swapping packages in the mail.

Ellyn has self-published several bag patterns and continues to develop new ideas. She spends time in her happy craft studio nearly every day. In addition to sewing and quilting, she loves to crochet, embroider and sing in the church choir. Teaching young friends to sew has recently brought her great joy.

In addition to her awesome family and friends, Ellyn is thankful for Pandora radio, polka dots, teapots, aprons and birdhouses.



2024 Allen Arts Festival

Friday, May 10th, 2024: 4:00 pm – 8 pm

Saturday, May 11th, 2024: 10:00 am – 8 pm

Sunday, May 12th, 2024: Noon – 6 pm

Blue House, Too
 980 Watters Creek Blvd
 Watters Creek Shopping Center
 (Across from DSW Shoes)

We will be showing our 2024 Raffle Quilt and promoting our guild. We will be setup inside Blue House, Too at their new location. We need you to help, so please sign up for a time at the April meeting.



2024 Programs, Events & Workshops

January 18th – Denise Kendrick – Embrace & Santa Gary – Convoy of Toys

February 20th – McKinney Friendship Luncheon

March 21st – Community Sew-In at Fabric Fanatics from 10-5

Event: April 13th – DeStash Blast – Not Your Mama’s 9 - 1

April 18th - Elynn Zinsmeister – Improve Quilting

Event: May 10, 11, 12 - Allen Arts Festival– Watter’s Creek – Raffle Quilt

May 16th – Sharon Holliday – Scrappy Quilting

June 20th - Debra MR – clutch purses

Workshop: TBD

July 18th – Picnic and games – It’s going to be fun! Get to know each other!

August 15th – Community Sew-in (QOV) at Not Your Mama’s

September 19th – Leo Ransom “Journey of an Art Quilter”

Workshop: TBD

Event: October 5th – Allen War Memorial

Event: October 12th - Allen Crafters Market

October 17th – Kathy Tolbert – Modern Quilting

November 21st – Gretchen Carroll - Fabric Ornaments

Workshop: Saturday, November 23rd at TBD (no sewing required)

December 14th - Christmas Brunch/Raffle Quilt Drawing


All meetings will be held at Rodenbaugh’s Meeting Room at 6:00 p.m. unless otherwise noted. Workshops are as noted. Signups will be available for workshops & events at each monthly meeting. Updates will be on our website at www.allenquilters.com

IF you have questions, please email Elaine R. at bebrice54@gmail.com.

Allen Quilters' Guild - Membership

- Membership – 25 members
- March Sew-In – 14 total for the day! WooHoo!
- 2024 Directory:
 - Attached is a draft of the 2024 Directory. Please look at your information and the general information of the directory for
- If you have a headshot photo that you would like added OR any corrections, please send them to Debra at debra.malonereeve@gmail.com
- If you DO NOT have a headshot, Debra will take a photo at the next meeting to add to the directory.

• Contact Alice G. at 972-979-2235 if you have questions.



Treasurer Report March 2024		
Beginning		\$6,178.81
Income		
2024 Raffle Quilt	\$80.00	
Membership Dues	\$50.00	
	Total	\$130.00
Expenses		
Card Reader Fee	\$10.14	
2024 Raffle Quilt	\$17.98	
Website Domain Name	\$46.34	
Programs	\$50.00	
	Total	\$124.46
Ending		\$6,184.35
Cash Box		\$100.00
Submitted: Colleen C, April 1, 2024		



2024 Raffle Quilt "Starburst"

Our 2024 raffle quilt this year will be unveiled at the February Luncheon. It was pieced by Virginia B. & Nancy W. The border was done by Debra MR. and the quilting was done by Spring W. Binding is being done by Paula, Alice, Shelly & Colleen. It is absolutely beautiful. Thank you to these members for donating their time to create this quilt.


Ticket prices will remain the same as last year. \$1.00 per ticket or 6 tickets for \$5.00. You can pick up your tickets at the February luncheon. Colleen & Janice will have your packet ready for you. Contact Janice S. for more information.

Allen Quilters' Guild 2024 Raffle Quilt Roadshow

Date	Quilt Guild	City	Volunteers
Feb 20	McKinney Quilt Guild	McKinney	1. Colleen 2. Janice
March 28	Cotton Patch Quilt Guild	Greenville	1. Elaine 2. Megan
April 11	Quilters Guild of Plano	Plano	1. Spring 2. Jana
April 26	Dallas Modern Quilt Guild	Dallas	1. Spring 2.
May 2nd	Quilters Guild of Dallas	Dallas	1. Elaine 2.
May 28	Frisco Quilt Guild	Frisco	1. Deb M. 2.
June 4	Garland Quilt Guild	Garland	1. Debra MR 2.
Nov 5	McKinney Modern Quilt Guild	McKinney	1. 2.
TBD	The Colony Quilt Guild	The Colony	1. 2.
TBD	Farmersville Quilt Guild	Farmersville	1. 2.



Community Service News...



By Debra & Megan



✓ Kits Ready to Stitch

Megan, Dot, and I have created over 25 quilt kits, some with patterns, and some with yardage that you can use for your pattern. Kits for Quilts, Pillowcases, Shower Bags, Placemats, and Bibs are available for everyone to stitch. Pick your favorite item, pick up a kit at a meeting, and let us know what you are taking so we can track items.



✓ Community Service Hours

Please either email Debra (debra.malonereeve@gmail.com) with your hours or record them at the next meeting.

✓ Community Service:

The sew-in day was a great success! Thank you for all that attended!

Remember to record your Service Hours. They can be sent to Debra or recorded at every meeting.

We have kits for our charity items available at the meeting or call Debra to get kits or materials if you are unable to attend the meeting.

Allen Crafters Market is coming in October!!!

Debra has volunteered to Chair this Committee with Elaine as Co-Chair. A committee to organize the event is needed. Who would like to help? There were some significant learnings from last year and the committee will need to decide what to sell this year and Volunteers to make items once we settle on what to sell. We have lots of material to help with any projects.

Last year, 2023, we earned \$590. This was a significant amount of income and we would like to repeat this for 2024. Sign-ups for the committee will be available at the April meeting or contact Debra or Elaine.

Clutch Purses and Cork Workshop:

- ❖ A Clutch Purse and Cork Workshop is being planned for June / July if there is enough interest.
- ❖ A kit that includes the pattern, material, and all accessories will be created to save time at the workshop.
- ❖ Two kinds of kits will be available, a cork kit and a fabric kit. The cost of each kit will be provided at the April Guild meeting.
- ❖ Sign-up for the workshop at April/May meeting.
- ❖ If you would like to gather your supplies, a PDF pattern and supply list will be provided.



Block of the Month **MADNESS** by Roxy...

The Block of the Month for 2024 will be a **Mystery Quilt**. It is designed to be a patriotic quilt using red, white, and blue but feel free to choose your own color palette. The fabric needed specifications are if you follow the instructions given each month. You can alter the fabric colors, make it scrappy or change any of the designs to ones you prefer. This will, of course, affect the fabric needed.

I happen to have a Wilmington patriotic layer cake and used about half of it, along with some fabric in my stash, to complete the quilt. One caution, you will need a 2 ½" x WOF in both red and white. The finished quilt will measure 46.5" x 48". You can alter the last row to larger blocks if you wish to make a bigger quilt. Just remember to include those blocks in the fabric requirements. QOV is minimum 60" x 80".

You will be making the blocks and then putting them together to make the quilt top. We will have a Mystery Quilt "Show & Tell" in September!

Fabrics Needed:

Background (light) 1-2/3 yd

Red 3/4 yd

Blue 1/2-yard

Dark Blue FQ

White 1/4 yard

Green FQ

Yellow FQ

Brown FQ



Scraps will work for these colors.

I hope you enjoy making this quilt. Your participation is much appreciated for our Veterans program.

Happy Sewing, Roxy

ALERT! The fabric needed shown is **WITHOUT** borders or if you add another row to make the quilt large enough for QOV standard size of 60" x 80". You will need to calculate extra fabric.

Block of the Month: April

Welcome to the Block of the Month for April. If you haven't started your blocks yet, this house block is a fun way to begin. If you need directions for the previous three blocks, they are on our website. Happy sewing, Roxy

Fabric needed:

House: one fat eighth (9" X 22") blue; one F8 darker blue. You will have some left for another block.

Windows: four 2 ½" x 3 ½" rectangles yellow or color of your choice (red, white).

Door: one 2 ½" x 6 ½", color of your choice.

Background: two 4 ½" x 4 ½" squares.

Roof: three 4 ½" x 4 ½" squares red or color of your choice.

Chimney unit: two background 2 ½" x 5 ½" rectangles and one chimney 2 ½" square.

Make the left side of the house.

Cut six blue 2" x 3 ½" rectangles. Make two rows alternating blue, yellow, blue, yellow, blue squares.

Layout vertically: 2 ½" x 8 ½" blue, window row, 3 ½" x 8 ½" blue, window row, 3 ½" x 8 ½" blue.

Sew together.

Make the right side of house.

Cut door 2 ½" x 6 ½".

Cut dark blue one 4 ½" x 8 ½" and two 1 ½" x 6 ½".

Sew 1 ½" x 6 ½" dark blue on either side of the door.

Sew the 4 ½" x 8 ½" to the top of the door segment.



Sew the left and right sides of the house together.

Make the roof.

Cut three 4 ½" x 4 ½" squares red or color of your choice.

Use two of the red squares to make two red & background HST.

Sew HST, square, HST (as shown below) together.

Sew roof segment to house.

Make the chimney unit:

Sew a background 2 ½" x 5 ½" to the right and left sides of the 2 ½" square chimney.

Sew chimney unit to house. Block should measure 12 ½" x 20 ½".



Window segment



left side of house



Add a background rectangle 1 ½" x 20 ½" to the left and right of the completed house.

Corrections for the previous three blocks are on our website.


Happy sewing, Roxy

QOV News...

This year we will be awarding quilts individually as well as a group. I have one individual award scheduled for the following date.

May 13th at noon at VFW Mesquite – 3 quilts

Paula and I awarded 3 quilts in March. Below is a Thank You note from the Harmon family.



March 2020
Dear Members of the Allen Quilter's Guild;
Thank you doesn't seem adequate for the immense gratitude we wish to express. Your dedication and commitment to preserving our family's history through these quilts is deeply appreciated. Through your love, artistry and attention to detail, you have left a lasting impact on our family's story of military service! Thank you for your dedication to the Quilts of Valor Foundation. With love,
The Harmon Family

Our group award ceremony will be October 5th at 1:00 p.m. at the Allen War Memorial, Allen, Texas. We have 6 veterans signed up so far. I'm sure we'll have more by then.

Diana, Spring & Debra have volunteered to quilt them. They are paid \$40 per quilt.

If you have questions, let me know.

Elaine R. – bebrice54@gmail.com

Allen Quilters' Guild
Membership Application

Name: _____

Spouse's First Name: _____

Street Address: _____

City: _____ State: _____ Zip: _____

Home Phone: _____ Cell Phone: _____

E-Mail Address: _____

Are you a NEW member? _____ If not, what year did you join AQG? _____

If you are a returning member, would you like a new name badge? _____

Would you like a copy of the AQG Bylaws? _____

Birthday (month and day only): _____

Small group you belong to: _____ Meeting time: _____

If you do not presently belong to a small group, are you interested in joining a daytime small group?

Y N or a nighttime small group? Y N

Please circle your preferred method for receiving the Allen Quilters' Guild Newsletter:

A) Via e-mail

B) You download directly from our website (www.allenquilters.org)

When complete, please mail this form with a check made out to AQG to:

Allen Quilters' Guild

P. O. Box 526

Allen, TX 75013-0010

OR you may give your form and payment directly to Alice G. or Paula Z. **Credit & Debit cards accepted.**

Membership dues are \$25.00 for adults and \$15 for juniors (children 10 to 17 accompanied by an adult member) and paid annually in January.

Google Group _____ New _____ Name Tag _____ Bylaws _____

Birthday _____ Small Group _____ Newsletter _____ Check# _____