

Allen Quilters' Guild Newsletter

JUNE 2023

2023 AQG Officers & Committee Chairs

President: Elaine R.
1st VP Programs: Brenda B.
2nd VP Membership: Diana P. & Ginger M.
3rd VP Communications:
4th VP Community Service: Janice S.
5th VP Ways & Means: **OPEN**
Secretary: **OPEN**
Treasurer: Colleen C
Newsletter:

What to Bring to the next Meeting ...

- ✓ Finished BOM Squares
- ✓ **Show & Tell- Bring several quilts to show!!!**
- ✓ A friend
- ✓ Finished kits

AQG General Meeting minutes will be posted each month on our website.

From the President...

Hey Everyone,

I hope you all had a wonderful 4th of July! There were many fireworks displays in our area. I hope you got to enjoy some of them. This year is passing so fast. It's hard to believe that we're in July already.

At guild last month, members voted on which craft fair to participate in. The choice was Allen Crafters Market. This will be a great introduction for us since this will be a new experience. Our Craft Fair Committee met and have come up with some guidelines for what we will be selling as well as the schedule. Details are listed below and they will be on our website for you to download.

As you know Blue House, Too is moving. I don't know exactly where but it will be in Watters Creek. It's supposed to be close to where we were originally (across from DSW Shoes). But, I still haven't got the official word from Blue House. We have asked to meet at Rodenbaugh's again for July but still waiting on confirmation for that. I'll let you know as soon as I do.

Our presenters this month are two of our own...Janice S. and Dot F. They will be presenting on Stained Glass Window quilts. If you've ever done one, please bring for Show & Tell. We'll add a workshop if we have enough interested.

Our AQG 2024 Board is looking good for next year, but we still need a president. If you have those leadership skills, please share them with us. You can always have someone lead with you. Open positions are listed below. Our guild cannot exist without you!

I'll keep you posting on our July meeting place. So keep checking your email.

Elaine R.
President

Craft Fair News...

The Allen Quilt Guild voted to participate in the Allen Crafters Market at the Allen Senior Center and we need your help!

The Committee consists of Debra MR, Janice S, Elaine R, Dot F, Lorraine M, Deb M, and Megan T. We have met and have developed a list of items we think will sell well at a festival.

We are asking each member to please commit to making items from the list and to make one specialty item of your own. You can sign up at the July meeting. If you are unable to attend the July meeting please contact Debra Malone-Reeve at 901-237-7637 or debra.malonereeve@gmail.com to let us know what you will provide.

The Festival is:

Saturday, October 14, 2023

9a – 3 p

Allen Senior Center

Raffle Quilt and Quilts of Valor will be on display in a different location.

We will also need help setting up and taking down the booth, as well as working at both locations during the day. Please block out some time on Saturday, October 14th to volunteer.

Below is a list of the items we would like to provide for sale:

Item	Number of items to sell
Some items of themed fabric including: <ul style="list-style-type: none">• Christmas• Halloween• Thanksgiving• Patriotic• Can be other seasons if desired	
Bowl Cozies – large ** must be 100% cotton	10 -15
Bowl Cozies – Small ** Must be 100% cotton	10 – 15
Coasters – set of 4	10
Jar Openers	20
Mug Rugs	10-15
Ornaments	10-15
Pillowcases -Standard size	20
Pin cushions (chickens)	10
Placemats sets of 2	10 sets
Placemats sets of 4	10 sets
Potholders	10 sets of 2
Shopping Bag Holder (display with bags inside)	10-15
Shopping Bag/ Tote	10
Table Runners/Table Toppers	10-15
Wall Hangings / Mini quilts	10 - 15
Zippered Purses	
One specialty item from each member	

** Dot has a template that she will loan to anyone that would like to use it.

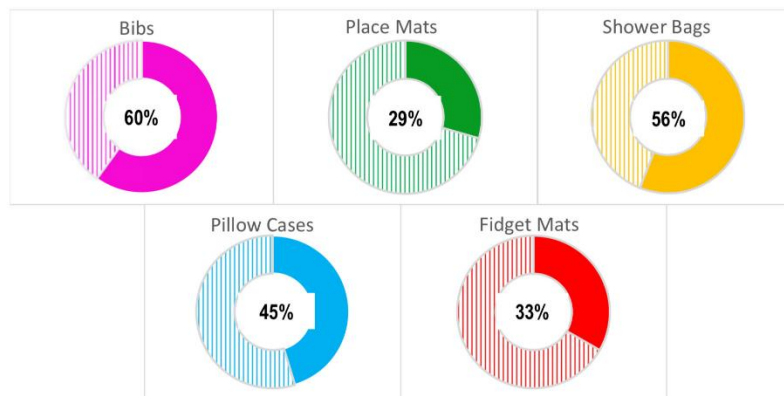
When making your items please use attractive current fabrics. Patterns will be provided if needed.

The Guild has a limited amount of fabric that can be used. Please contact Janice 214-549-4602 or janice@dfwair.net to set up a time to view our supply. If you are willing to sew but do not have fabric, contact Debra, Janice, or Elaine and we will find items for you to stitch.

The items will be due at the September meeting to provide time for pricing and determine the best method to display the items.

With everyone's participation, the event will be a success! Thank you in advance for your commitment.

Community Service News...



	Bibs	Place Mats	Shower Bags	Pillow Cases	Fidget Mats
Total	18	28	28	34	10
Goal	30	95	50	75	30
Still Need	12	67	22	41	20

* ♥ * Thursday Sew Day!

Mark your calendars for the 2nd Thursday of each month. We will meet at Janice's home to sew on Community Projects from 1:00 – 4:00. Bring your sewing machine and basic supplies or cutting mat and cutter to make kits. We have so much fun!

Next Thursday Sew Days...

- August 10th – Placemats & Bibs

Bring your sewing machine & basic sewing supplies. Her address is
612 Fairbrook Drive
Lucas, Texas

For more information contact Janice at 214-549-4602 or email her at janice@dfwair.net

Janice S.

Raffle Quilt Roadshow

Below is our Raffle Quilt dates to show our quilt.

August 24th – Dallas Modern Quilt Guild

Volunteers:

1. _____
2. _____

October 12th - Quilt Guild of Plano

1. _____
2. _____

More to come. Sign up at the meeting to show the quilt!



2024 Nominations

It's that time again as we start searching for our nominations for our 2024 Board and Standing Committees.

Please sign up to help with the search at our June meeting. We'd like 3-4 people on the committee to find our members for next year.

Upcoming Quilt Events...

- ✓ July 20th – Stained Glass Windows
- ✓ August 17th – Fabric Ornaments
- ✓ August 19th – Ornament Workshop
- ✓ September 21st – QOV Community Sew-In

**Refreshments are BACK
for 2023!**

Maridale G.

Ellen R.



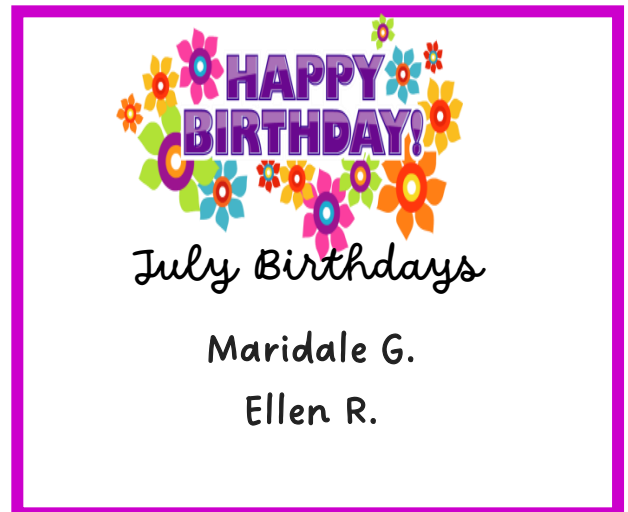
Treasurer Report June 1-30, 2023			
Beginning			\$5,857.92
Income			
	Raffle Quilt Proceeds	\$159.00	
	Membership Dues	\$25.00	
	Total		\$184.00
Expenses			
	QOV Quilting	\$120.00	
	Craft Fair Booth Fee	\$105.00	
	Total		\$225.00
Ending			\$5,816.92
Cash Box			\$50.00
October 14, 2023: 1-Day, Tax-Free Sales/Auction			
Submitted: Colleen C, July 1, 2023			



July Birthdays

Maridale G.

Ellen R.




Block of the Month MADNESS by Roxy...

Our Block of the Month Program

This year we are using red, white, and blue fabric blocks (one or more) to make tops for our Veterans program. There will be 9 different star block patterns. Instructions for each block will appear monthly in the newsletter and instructions for all 9 blocks will be on our website.

July Block of the Month: Disappearing Hourglass Star



This block may look difficult but if you follow each step closely and sew your seams a consistent $\frac{1}{4}$ " , it is really quite easy to make. And rows of blocks make a wonderful 2-fabric (or multi-fabric) quilt. Have fun with it!

Fabric needed: Two 10 $\frac{1}{2}$ " square, one either red or blue and one white.

Match the squares with right sides facing. Sew down each side, using a $\frac{1}{4}$ " seam allowance.

Cut the sewn square diagonally both ways to make four half-square triangles.

Press the HST open with the colored fabric on top. Trim the dog ears top eliminate bulk.

	<p>Arrange the 4 half-square triangles alternating light and dark to the center, as shown below, to make an hourglass block. Sew into 2 rows and press the seams toward the darker triangle. Sew the two rows together to complete the block. Press. Your hourglass block should measure 13 $\frac{1}{2}$" , trim if needed.</p>
	<p>Cut the block into thirds, each way, each third should measure 4 $\frac{1}{2}$" .</p>
	<p>Turn each of the eight outside squares 180°</p>
	<p>Turn the center block 90°</p>
	<p>Sew rows together nesting seams. You may want to repress the seams that intersect with the center square to nest them.</p>

This pattern was taken from the online site Arkansas Quilter. You can see their tutorial at: <https://arkansasquilter.com/12-quilt-block-series-disappearing-hourglass-free-tutorial/>

2023 Presenters & Workshops

<p>June 15th Place TBD</p> <p>Blue House is moving so we'll let you know soon where we'll meet.</p>	<p>July 20th Dot & Janice (Our Own) Stained Glass Windows</p>	<p>August 17th Grętehen Carroll (Our Own) Fabric Ornaments Workshop – August 19th</p>	<p>September 21st QOV Community Sew-In Fabric Fanatics</p>
<p>October 19th Preparation for craft fair</p>	<p>November 10th Quilt of Valor Ceremony</p>	<p>December 9th Christmas Party Raffle Quilt Drawing</p>	

ORIGINAL Sewing & Quilt EXPO

What will you *Create* today?

DALLAS-IRVING, TX
AUGUST 17, 18 & 19, 2023
IRVING CONVENTION CENTER

CLASSES
DISPLAYS
SHOPPING
FASHION
PRESENTATIONS
MAKE-IT TAKE-ITS

North Texas QUILT FESTIVAL

PLUS... MORE THE DAY BEFORE
ALL DAY WORKSHOPS
AUGUST 16

sewingexpo.com

**Allen Quilters' Guild
Membership Application**

Name: _____

Spouse's First Name: _____

Street Address: _____

City: _____ State: _____ Zip: _____

Home Phone: _____ Cell Phone: _____

E-Mail Address: _____

Are you a NEW member? _____ If not, what year did you join AQG? _____

If you are a returning member, would you like a new name badge? _____

Would you like a copy of the AQG Bylaws? _____

Birthday (month and day only): _____

Small group you belong to: _____ Meeting time: _____

If you do not presently belong to a small group, are you interested in joining a daytime small group?
Y N or a nighttime small group? Y N

Please circle your preferred method for receiving the Allen Quilters' Guild Newsletter:

- A) Printed copy mailed via the U. S. Postal Service
- B) Via e-mail
- C) You download directly from our website (www.allenquilters.org)

When complete, please mail this form with a check made out to AQG to:

Allen Quilters' Guild
P. O. Box 526
Allen, TX 75013-0010

OR you may give your form and payment directly to Diana P. or Ginger M.

Membership dues are \$25.00 for adults and \$15 for juniors (children 10 to 17 accompanied by an adult member) and paid annually in January.

Google Group _____ New _____ Name Tag _____ Bylaws _____

Birthday _____ Small Group _____ Newsletter _____ Check# _____