



Allen Quilters' Guild Newsletter

February 2023

2023 AQG Officers & Committee Chairs

President: Elaine R.
1st VP Programs: Brenda B. &
Maridale M.
2nd VP Membership: Diana P. &
Ginger M.
3rd VP Communications: Gretchen C.
4th VP Community Service: Susan W.
& Janice S.
5th VP Ways & Means: **OPEN**
Secretary: **OPEN**
Treasurer: Colleen C
Newsletter: Gretchen C.

What to Bring to the next Meeting ...

- ✓ Membership Dues will be collected at the February Meeting
- ✓ Finished Community Service kits
- ✓ A guest
- ✓ Show & Tell item

Community Service Request for Women's Shelter

baby items: diapers,
wipes, washcloths,
formula, gowns, onesies,
jars of baby food, socks,
t-shirts, blankets, and
shampoo



From the President



Hello Everyone,

Did you weather the ICE STORM? I was cooped up with a 4- & 7-year-old. It was not fun. We were all stir crazy by Saturday. BUT we did have electricity so able to stay nice and warm. I hope you all got through it as well.

Our Friendship Luncheon we had in January was a huge success. We had 30 members attend with 5 guests. Even though our speaker had to cancel due to a death in the family, we still had a great time. We hope to reschedule her for next year. Our luncheon was all about friendships, especially those that are created through our guild. I shared at the luncheon about how Allen Guild helped me get to know others as a new transplant from East Texas. So, I thought I'd share it again here in the newsletter.

I was living in my father's homeplace in Henderson, Texas. It was 10 miles out in the country, and I absolutely loved it...cows and all. It was a long, two-year decision to move...a hard one! But with living with cancer, I just couldn't keep up my farm. So, I sold or gave away almost everything and moved in with my daughter and son-in-law. Eventually they built a home in McKinney where I didn't know anyone. I met a friend at a Trinity Falls Bunco group and we were both quilters and decided to look for a quilt guild. We looked at McKinney first but it met on our Bunco night. We couldn't miss Bunco. So, we decided to visit Allen Quilt Guild. It's one of the best decisions I've ever made. After joining 3 years ago, I have made some wonderful friendships. So, I owe a lot to our guild.

I hope you have a similar story...a friendship that was made through our guild. We have such a loving, caring group. Let's keep inviting so new friendships can be made. Not only are quilts stitched with love but our friendships can be, too! My favorite friendship quilting quote...

*"A Good friend helps you shop,
but a great friend helps you hide it all when you get home!"*

Thank you, Allen Guild, for welcoming me and helping me create wonderful friendships.



Refreshments are BACK for 2023!

We're changing up our routine for refreshments. For your birthday month, you will be asked to bring refreshments. Since we had a luncheon for January, those members will join February birthdays.

**Colleen C., Lorraine M.,
Jeanette M. & Elaine R.**



2023 Membership

Hope everyone had a great Christmas and 2023 is off to a great start. It's a new year, so time to pay the membership dues. We are requesting that when you pay, you included a NEW completed membership form. We will be doing a directory, so would like all information to be current & correct. You can give it to Ginger or Diana at February meeting. You can also mail it to our post office box. Hope to see everyone at the meetings, and let's have a good year.

Co chairman
Ginger M. And Diana P.



Each month the Allen Quilt Guild donates items to various charities.

For February, we are requesting items for the Women's Shelter

Baby items...

diapers, wipes, washcloths, formula, gowns, onesies, jars of baby food, socks, t-shirts, blankets, and shampoo

There are plenty of kits available...

- ✓ Pillowcases (New kits for Lone Star Santas)
- ✓ Shower Bags
- ✓ Placemats

Don't forget to log your volunteer hours. Volunteer forms are available at the Community Service table.

I will have a jar for cash donations so we can purchase some items to donate if you are unable to bring an item.

Susan W. & Janice S., VP Community Service



February Birthdays

Elaine R.



Our February Presenter is Jerriann Massey



Jerriann Massey is married and between she and her husband, they have 4 grown children and 6 grandchildren. In 2010, when she was told she was to become a grandmother, her words were, "Oh, I need to learn to quilt!" She began watching videos and learning as



she went. She had the bug! In early 2013, after spending her career in corporate training and development and leadership positions, she danced (as she drove) all the way home on her last day in corporate America. Far too young and too energetic to retire, her entrepreneurial spirit and her passion for all things related to quilting merged into a business called Annie McHugs.

In 2014, Jerriann purchased her Handi Quilter Fusion and has been quilting for the public, designing quilts, competing in quilt shows nationally, regionally, and locally. She teaches and writes patterns. She was published in Modern Patchwork magazine, Mar/Apr 2017 edition.

Annie will show, demo, and tell all about the varieties of Picture Window Reverse Applique patterns. With 24+ different window choices in making the Picture Window Dresden, your imagination will be ignited. This fun, interactive presentation will cover design, color, inspiration, and options. She will also have a trunk show of her beautiful quilts featuring her designs.



Here Come Peter Cotton Tail...

Scrappy Applique Workshop

by Judy Steward

Friday, March 17th from 10:00 – 3:00 p.m.

\$40.00 (pattern included)

Stitched With Love

500 N. Custer Road, McKinney, Texas

Sign up and pay at February or March meeting.

Block of the Month
MADNESS By ROXY...

This year's Block of the Month project is a 9-block star sample quilt called "Stars for Service". Each month a new star pattern will be presented and by Veterans Day we should be ready to sew them into a top that can be given to our Quilts of Valor program. Each block will be in our newsletter, on our website and shown at the monthly meeting. January's block will be due in February, February's in March and so on. I'm hoping you will make 2 blocks: one for you to keep and one to donate to the BOM project.

Fabric: The block you make to donate should be red, white, and blue. It can be scrappy or you can elect to use the same fabric throughout the months.

Size: All blocks will be 12 ½" unfinished (12" finished). We will add borders to make a QOV quilt.



Block of the Month for January: Friendship Block

Friendship Block

There are many ways to make HSTs and there are lots of great tutorials online.

A good reference is: blog.treasurie.com/half-square-triangles/

The squares that make up this block will be 4 ½" unfinished. Since the block has two sets of 4 alike HSTs, I used the 4-HST technique. Please choose the method you are most comfortable with (make 1, 2 or 4).

To produce four 4 ½" HST, cut 2 squares of white fabric 7" x 7", one square of blue and one square of red. Layer one white with blue right-sides together and one white with red right-sides together. Sew ¼" seam all around the squares. I like to pin the corners to make sure they stay put. Sew, then cut diagonally in both directions. WaLa! Open them up and you have 4 HSTs from each set. I recommend you take the time to square each HST to 4 ½". This eliminates frustration when you try putting the squares into a 9-patch.

Place the squares in the pattern below and sew together.

Hints: You can give the fabric a light coating of fabric finish to help keep them from stretching or raveling.

If you put the dark side up to iron open the triangles, the dark fabric will not show through on the white. Iron seams on rows 1 & 3 to the right and row 2 to the left. This will help the rows nest better for sewing.



Block of the Month for February: LeMoyne Star

Welcome to month 2 of this year's Block of the Month program. We will be making a different star-themed quilt block each month for 9 months (January through September). The plan is for you to make a block for yourself and one to donate to the guild. In November we will have a sew-in and put together the donated blocks for our QOV program. Please use red, white, and blue fabrics for the blocks you donate.

This month's star is the LeMoyne star. This quilt block is based on the pattern that Jean-Louis LeMoyne designed for tiles used in Versailles in the early 1700's.

Like last month's Friendship star (on our website), this star is based on half square triangles (HST). Look at January's BOM instructions for the various ways to make HST.

Fabric needed (if making HST one at a time):

Background: Twelve 3 ½" squares for four corner squares & eight HST

Star color 1: eight 3 ½" for HST; Star color 2: eight 3 ½" for HST

Make the following HST combinations:

Four HST color 1 & background

Four HST color 2 & background

Four HST color 1 and color 2

Use the photo below for laying out your squares. Sew together.



Hint: always best to double check your HST for accurate 3 ½" size. That makes sewing them together easier.

Don't forget to trim the excess fabric not needed for the HST.

The greater contrast between color 1 & color 2, the more dramatic your design.



2023 Open Positions

We need you! Our guild **CAN NOT** exist without your help. It's really a lot of fun. Please help us fill these positions. Get a quilting friend to do it with you.

Board Position

(Meets once a month)

- President – Elaine R.
- VP Programs – Maridale M. & Brenda B.
- VP Membership – Diana P. & Ginger M.
- VP Communications - Gretchen
- VP Community Service – Janice S. & Susan W.
- VP Ways and Mean - **NEEDED**
- Secretary - **NEEDED**
- Treasurer – Colleen C.

Standing Committees

(You do not attend board meetings)

- Raffle Quilt - **NEEDED**
- Mini Quilt Auction – Yvonne B.
- Christmas Party - **NEEDED**
- Door Prizes – Spring W.
- Retreats and Road Trips - **NEEDED**
- Newsletter & Email Coordinator – Gretchen
- Block of the Month - Roxy
- Quilt of Valor – Spring W., Debra R., Elaine R.

Please contact me if you are interested in a position. Our guild cannot exist without your help!

Contact Elaine R. at bebrice54@gmail.com

2023 Presenters & Workshops

January 17th
Friendship Luncheon

February 16th
Jerriann Masszy
Picturę Window Dresden Design
& Trunk Show

March 16th
Judy Steward
Collage Quilts
Workshop – March 17th

April 20th
Community Sew-In
Fabric Fanatics

May 18th
Terry Mosher
“Journey of a Male Quilter”

July 20th
QOV Community Sew-In
Fabric Fanatics

August 17th
Dot & Janice (Our Own)
Stained Glass Windows

September 21st
Quilt Auction & Boutique

October 19th
Gretchen Carroll (Our Own)
Fabric Ornaments
Workshop – October 21st

November 10th
Quilt of Valor Ceremony

December 9th
Christmas Party
Raffle Quilt Drawing



Allen Quilters' Guild Treasurer's Report January 2023

Beginning			\$6,319.42
Income	Raffle Quilt	\$218.00	
	Membership Dues	\$175.00	
	Retreat Reimbursement	\$75.00	
	Programs Reimbursement	\$15.00	
	Other	\$68.64	
	Total	\$551.64	
	Expenses	January Program	\$216.20
Raffle Quilt		\$221.59	
QOV Membership		\$77.31	
Public Relations		\$36.81	
Other		\$60.00	
Total		\$611.91	
Ending			\$6,259.15

Allen Quilters' Guild Treasurer's Report December 2022

Begin Balance			\$6,709.46
Income	Christmas Party	\$198.00	
	Raffle Tickets	\$40.00	
Total		<u>\$238.00</u>	
			\$6,947.46
Expenses	PO Box Annual Rental	\$182.00	
	Meals on Wheels - Secret Santa	\$100.00	
	Joann Fabric – December Party	\$11.00	
	Target -Labels – December Party	\$14.70	
	Brookshires – December Party Food	\$8.62	
	Amazon – Raffle Quilt Ticket Drum	\$45.82	
	Salsa Tex-Mex – December Party Food	\$378.20	
Total		<u>\$740.34</u>	
End Balance			\$6,207.12


17
FEB

Sew Magical Expo 2023
Fri, Feb 17 – Sun, Feb 19
Gaylord Texan Resort & Conve...
Grapevine, TX




28
APR

2023 Quilt Show
Fri, Apr 28 – Sat, Apr 29
CR Legacy Event Center, 2205 ...
Gun Barrel City, TX




10
MAR

2023 Dallas Quilt Show
Fri, Mar 10 – Sun, Mar 12
Dallas Market Hall, 2200 N Ste...
Dallas, TX




11
AUG

Quilt Plano 2023
Fri, Aug 11 – Sat, Aug 12
Plano Event Center, 2000 E Sp...
Plano, TX



24
MAR

Tyler Quilt Show
Fri, Mar 24 – Sat, Mar 25
First Christian Church, 4202 S ...
Tyler, TX



**Allen Quilters' Guild
Membership Application**

Name: _____

Spouse's First Name: _____

Street Address: _____

City: _____ State: _____ Zip: _____

Home Phone: _____ Cell Phone: _____

E-Mail Address: _____

Are you a NEW member? _____ If not, what year did you join AQG? _____

If you are a returning member, would you like a new name badge? _____

Would you like a copy of the AQG Bylaws? _____

Birthday (month and day only): _____

Small group you belong to: _____ Meeting time: _____

If you do not presently belong to a small group, are you interested in joining a daytime small group?
Y N or a nighttime small group? Y N

Please circle your preferred method for receiving the Allen Quilters' Guild Newsletter:

- A) Printed copy mailed via the U. S. Postal Service
- B) Via e-mail
- C) You download directly from our website (www.allenquilters.org)

When complete, please mail this form with a check made out to AQG to:

Allen Quilters' Guild
P. O. Box 526
Allen, TX 75013-0010

OR you may give your form and payment directly to Diana P. or Ginger M.

Membership dues are \$25.00 for adults and \$15 for juniors (children 10 to 17 accompanied by an adult member) and paid annually in January.

Google Group _____ New _____ Name Tag _____ Bylaws _____

Birthday _____ Small Group _____ Newsletter _____ Check# _____